

## LED NUMERIC DISPLAY, 4 DIGIT

BL-Q25X-41

### Features:

- Ø 6.20mm (0.25") Four digit Seven Segment LED display series.
- Ø Low current operation.
- Ø Excellent character appearance.
- Ø Easy mounting on P.C. Boards or sockets.
- Ø I.C. Compatible.
- Ø ROHS Compliance.



### Super Bright

**Electrical-optical characteristics: (Ta=25°C)** (Test Condition: IF=20mA)

Part No		Chip			VF Unit:V		Iv TYP.(mcd)
Common Cathode	Common Anode	Emitted Color	Material	$\lambda_p$ (nm)	Typ	Max	
BL-Q25I-41S-XX	BL-Q25J-41S-XX	Hi Red	GaAlAs/GaAs,SH	660	1.85	2.20	95
BL-Q25I-41D-XX	BL-Q25J-41D-XX	Super Red	GaAlAs/GaAs,DH	660	1.85	2.20	110
BL-Q25I-41UR-XX	BL-Q25J-41UR-XX	Ultra Red	GaAlAs/GaAs,DDH	660	1.85	2.20	150
BL-Q25I-41E-XX	BL-Q25J-41E-XX	Orange	GaAsP/GaP	635	2.10	2.50	105
BL-Q25I-41Y-XX	BL-Q25J-41Y-XX	Yellow	GaAsP/GaP	585	2.10	2.50	105
BL-Q25I-41G-XX	BL-Q25J-41G-XX	Green	GaP/GaP	570	2.20	2.50	110

### Ultra Bright

**Electrical-optical characteristics: (Ta=25°C)** (Test Condition: IF=20mA)

Part No		Chip			VF Unit:V		Iv TYP.(mcd)
Common Cathode	Common Anode	Emitted Color	Material	$\lambda_p$ (nm)	Typ	Max	
BL-Q25I-41UHR-XX	BL-Q25J-41UHR-XX	Ultra Red	AlGaInP	645	2.10	2.50	150
BL-Q25I-41UE-XX	BL-Q25J-41UE-XX	Ultra Orange	AlGaInP	630	2.10	2.50	135
BL-Q25I-41YO-XX	BL-Q25J-41YO-XX	Ultra Amber	AlGaInP	619	2.10	2.50	135
BL-Q25I-41UY-XX	BL-Q25J-41UY-XX	Ultra Yellow	AlGaInP	590	2.10	2.50	135
BL-Q25I-41UG-XX	BL-Q25J-41UG-XX	Ultra Green	AlGaInP	574	2.20	2.50	135
BL-Q25I-41PG-XX	BL-Q25J-41PG-XX	Ultra Pure Green	InGaN	525	3.80	4.50	190
BL-Q25I-41B-XX	BL-Q25J-41B-XX	Ultra Blue	InGaN	470	2.70	4.20	115
BL-Q25I-41W-XX	BL-Q25J-41W-XX	Ultra White	InGaN	/	2.70	4.20	135

-XX: Surface / Lens color :

Number	0	1	2	3	4	5
Ref Surface Color	White	Black	Gray	Red	Green	
Epoxy Color	Water clear	White diffused	Red Diffused	Green Diffused	Yellow Diffused	

**LED NUMERIC DISPLAY, 4 DIGIT**
**BL-Q25X-41**
**Absolute maximum ratings (Ta=25°C)**

Parameter	S	D	UR	E	Y	G	Unit
Forward Current $I_F$	25	25	25	25	25	30	mA
Power Dissipation $P_d$	60	60	60	60	60	65	mW
Reverse Voltage $V_R$	5	5	5	5	5	5	V
Peak Forward Current $I_{PF}$ (Duty 1/10 @1KHZ)	150	150	150	150	150	150	mA
Operation Temperature $T_{OPR}$	-40 to +80						°C
Storage Temperature $T_{STG}$	-40 to +85						°C
Lead Soldering Temperature $T_{SOL}$	Max.260±5°C for 3 sec Max. (1.6mm from the base of the epoxy bulb)						°C

**Absolute maximum ratings (Ta=25°C)**

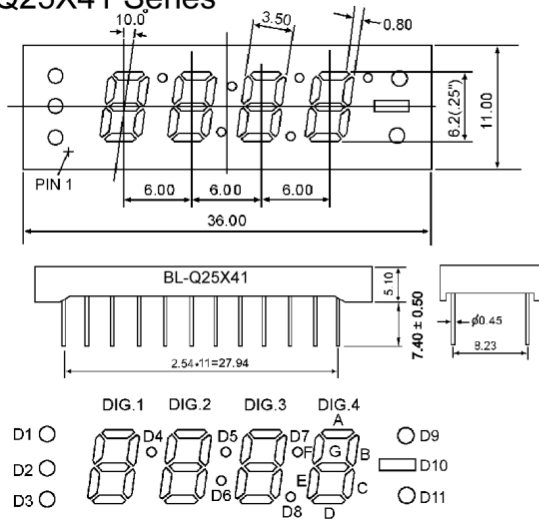
Parameter	UHR	UE	YO	UY	UG	PG	UB	UW	Unit
Forward Current $I_F$	30	30	30	30	30	30	30	30	mA
Power Dissipation $P_d$	75	65	65	65	75	110	120	120	mW
Reverse Voltage $V_R$	5	5	5	5	5	5	5	5	V
Peak Forward Current $I_{PF}$ (Duty 1/10 @1KHZ)	150	150	150	150	150	150	100	100	mA
Operation Temperature $T_{OPR}$	-40 to +80								°C
Storage Temperature $T_{STG}$	-40 to +85								°C
Lead Soldering Temperature $T_{SOL}$	Max.260±5°C for 3 sec Max. (1.6mm from the base of the epoxy bulb)								°C

# LED NUMERIC DISPLAY, 4 DIGIT

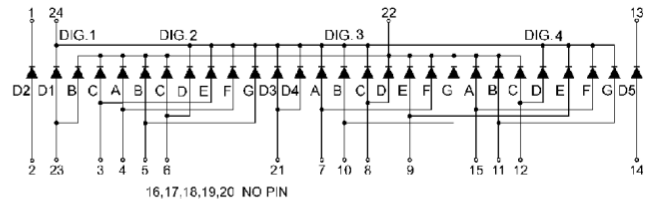
BL-Q25X-41

## Package configuration & Internal circuit diagram

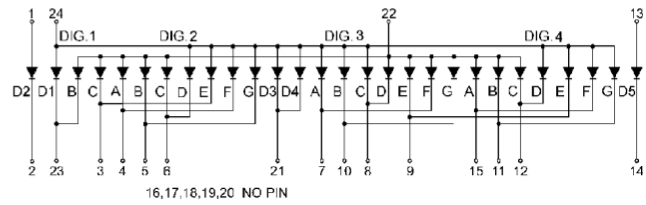
### BL-Q25X41 Series



### BL-Q25I41



### BL-Q25J41



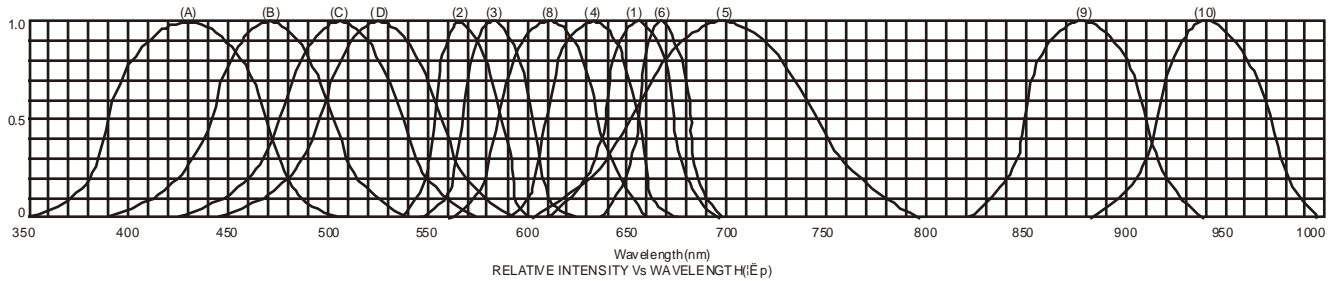
### Notes:

1. All dimensions are in millimeters (inches)
2. Tolerance is  $\pm 0.25$  (0.01") unless otherwise noted.
3. Specifications are subject to change without notice.

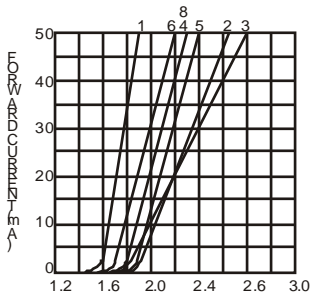
# LED NUMERIC DISPLAY, 4 DIGIT

BL-Q25X-41

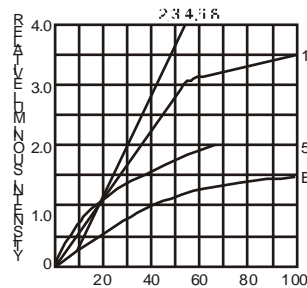
## Typical electrical-optical characteristics curves:



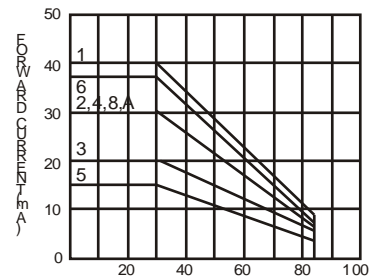
- (1) - GaAsP/GaAs 655nm/Red
- (2) - GaP 570nm/Yellow Green
- (3) - GaAsP/GaP 585nm/Yellow
- (4) - GaAsP/GaP 635nm/Orange & Hi-Eff Red
- (5) - GaP 700nm/Bright Red
- (6) - GaAlAs/GaAs 660nm/Super Red
- (8) - GaAsP/GaP 610nm/Super Red
- (9) - GaAlAs 880nm
- (10) - GaAs/GaAs & GaAlAs/GaAs 940nm
- (A) - GaN/SiC 430nm/Blue
- (B) - InGaN/SiC 470nm/Blue
- (C) - InGaN/SiC 505nm/Ultra Green
- (D) - InGaAlSiC 525nm/Ultra Green



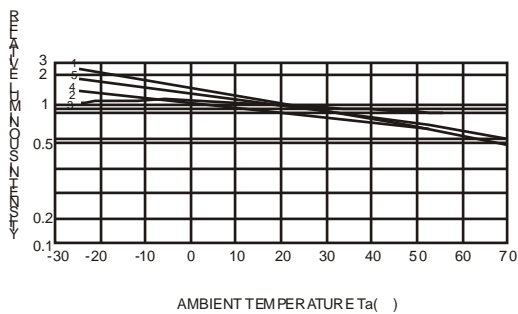
FORWARD VOLTAGE (Vf)  
FORWARD CURRENT VS.  
FORWARD VOLTAGE



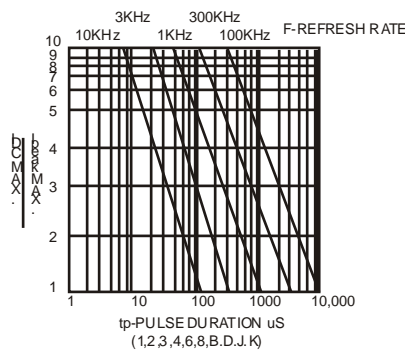
FORWARD CURRENT (mA)  
RELATIVE LUMINOUS  
INTENSITY VS. FORWARD  
CURRENT



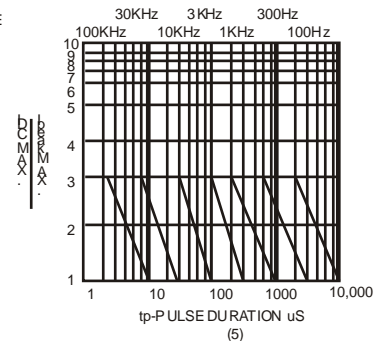
AMBIENT TEMPERATURE Ta ( ° )  
FORWARD CURRENT VS. AMBIENT  
TEMPERATURE



AMBIENT TEMPERATURE Ta ( ° )



tp-PULSE DURATION  $\mu$ S  
(1,2,3,4,6,8,B,D,J,K)



tp-PULSE DURATION  $\mu$ S  
(5)

NOTE:25 free air temperature unless otherwise specified

**LED NUMERIC DISPLAY, 4 DIGIT**

**BL-Q25X-41**

Packing and weighting

